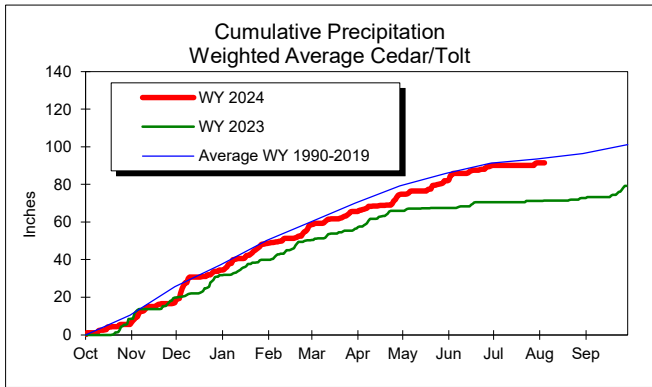
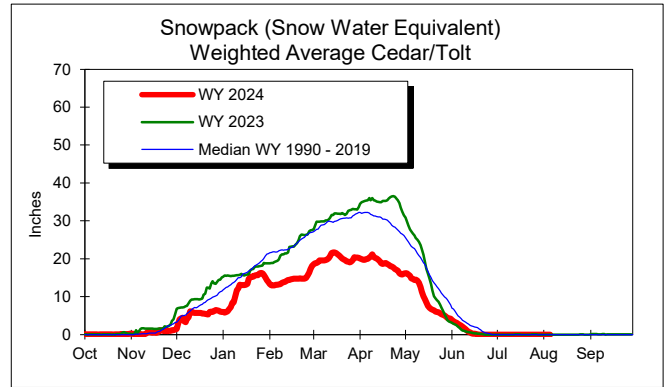


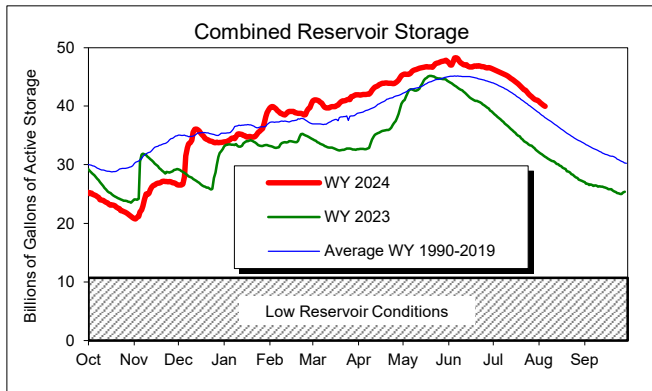
## Seattle Public Utilities (SPU) Water System Synopsis as of August 5, 2024



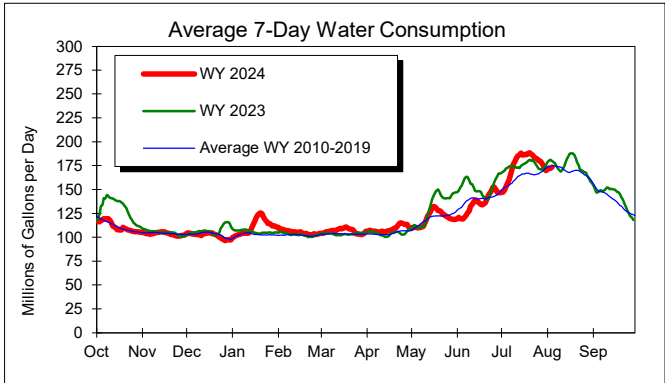
Precipitation was recorded in the Cedar River and South Fork Tolt River Watersheds over the past week.



The average snow accumulation across the sites SPU monitors is estimated to be about 0 inches which is about the same as the long-term average for this time of the year.



The combined reservoir storage of Chester Morse Lake, Masonry Pool, Lake Youngs, and South Fork Tolt Reservoir is above the long-term average for this time of the year.



Water use over the past week average about 173 million gallons per day (mgd). Water use during the same period over the years 2010-2019 averaged about 174 mgd.

Note: WY = Water Year, which is defined as the 12-month period October 1, for any given year through September 30 of the following year. The water year is designated by the calendar year in which it ends. Thus, the year ending September 30, 2024 is called water year 2024 (WY 2024). All data are provisional and subject to revision.